

Inter Cultural Studies of Architecture (ICSA) in Istanbul 2010

Based on the general exchange agreement between Mukogawa Women's University (MWU) and Bahcesehir University (BU) signed on December 8, 2008, eleven first-year master's degree students of architecture major visited BU in Turkey on September 23 and stayed until October 8, 2010. They had in-service training of recovery protection in the project prepared by BU. Here is the report.

September 23-24

Leaving Kansai International Airport on the 23rd, we arrived at Istanbul Ataturk International Airport via Dubai. We visited BU in its school bus to pay compliments to President Dr. Esmer and Dean Dr. Eyuce at the university. Then we visited the Research Center of Japanese Culture Studies, which had just been opened in June.

September 25

We visited the historical area of Istanbul, a world heritage, to see Hagia Sophia, or the magnum opus of Byzantine architecture, Topkapi Palace built for Ottoman Sultans, Sultan Ahmed Mosque known as the blue mosque, Grand Bazaar, a covered market with about 4400 shops, which the students sketched soaking up the history of Istanbul. Two Turk students who experienced Inter Cultural Studies of Architecture (ICSA) in Japan also participated in, and Japanese students learned various cultural aspects of Turkey through them.




Students meeting with Dr. Esmer, the president of BU, and Dr. Eyuce, the dean of BU's faculty of architecture and design



Research Center of Japanese Culture Studies at BU



Hagia Sophia



Interior view of Topkapi Palace Harem

September 26

We visited Edirne, a town close to the borders with Greece and Bulgaria. It is said Roman Emperor Hadrian founded the town, and it was once called Hadrianopolis (Adrianople). Edirne once served as the capital city of the Ottoman Empire. We toured Selimiye Mosque, considered to be the crowning work of architect Sinan, Eski Mosque, the oldest mosque in Edirne, Üç Şerefeli Mosque, where all minarets are of different types, and Bayezid II Külliye Health Museum with a unique space for music therapy. Six Turk students who experienced ICSA in Japan also joined us.

September 27

We experienced recovery protection work at the ateliers in the Yıldız Palace. The ateliers managed by the government cover all restoration works at all the palaces in Turkey including Dolmabahçe Palace. There are two different restoration ateliers—the one for room decorations and the other for architecture. Today we visited the various ateliers for room decorations with each atelier restoring such items as closet doors, wooden adornments such as handrails, detailed adornments called sedef, textiles, glass and tiles, and chairs. After the tour, students copied the original decoration pictures of candlesticks and closets. Students appreciated the first-class Turkish culture.



Selimiye Mosque



Students sketching the Selimiye Mosque with enthusiasm



Explanation of the restoration of textiles at an atelier in the Yıldız Palace



Students copying the original decoration pictures of candlesticks and closets at an atelier in the Yıldız Palace

September 28

This was the second day of the restoration practice at the ateliers in the Yıldız Palace. Students worked on duplication of the original decoration pictures. Next, we visited the atelier where gold foil was restored and had a valuable experience of pasting gold foil to the picture frame of the mirror in the Dolmabahçe Palace, which is now undergoing restoration. Then, we visited the atelier where carpets were restored before visiting the ateliers that restore architecture, which include restoring wooden fixtures and wooden furniture. The students measured, in two groups, the window of Dolmabahçe Palace and the door of the Hereke atelier (famous with its carpet), the first atelier in Ottoman Empire, both of which are under restoration.

September 29

We visited the Dolmabahçe Palace. The Dolmabahçe Palace was built in the mid-19th century where Sultan and his family lived. We observed recovery protection of the hall in the palace and also one of the buildings in the palace, which is for the crown prince. Especially in the restoration work of the ceiling, we were allowed to observe on a scaffold. We also joined public tours with other tourists and appreciated the interior including doors, windows, flooring, and furniture, the same types of which were being restored at the ateliers in the Yıldız Palace. We also visited the ateliers in the Dolmabahçe Palace. All of us had an experience of carving decorative lines on the stone with a hammer and chisel. After dinner in the BU we sketched the sight of Bosphorus before us.



Students experiencing the restoration of gold foil at an atelier in the Yıldız Palace



Students measuring, in two groups, the window of Dolmabahçe Palace and the door of the Hereke atelier at an atelier in the Yıldız Palace



Site visit to an ongoing restoration in the Dolmabahçe palace



Students experiencing the processing of stone at an atelier in the Dolmabahçe Palace

September 30

We experienced the work at a glassworks, The Glass Furnace, in Sile on the Black Sea, where many of the palace-related glass products have been made. At first, we looked at the making of blown glasses, and then made an easy blown-glass vase with the help of the artisans. Then we made glass sculptures using a technique called *fuzyon* where bits of colored glasses are laid out on a clear flat glass, which will eventually be processed in the kiln and changed into finished *objet d'art* or dishes. Students were pleased with making them as if it were a basic design studio work at MWU.

October 1

This was the second day at The Glass Furnace in Sile. At first, we looked at making of glassworks called *Semazen* related with *Mavlevilik* (a religious community). Then, we used a jet burner with specialists' support and made glass bead accessories called *boncugu*. One revolves a steel stick and winds melted glass around it. Using this technique, *nazar boncugus*, Turkish traditional glassworks, has also been made in recent years. We also looked at old-style kiln for *nazar boncugus* and making of *ibriks*, a Turkish traditional pitcher.

In the afternoon, we returned to downtown Istanbul. We were specially allowed to see a civic gallery in the Dolmabahçe Palace, which was in preparation before exhibition. We appreciated miniatures, calligraphies, marble pattern paintings called *ebru*, etc.



Students making glass sculptures using a technique called *fuzyon*



Finished product: bits of colored glasses were laid out on a clear flat glass.



Students experiencing the production of "*Boncugu*"



The civic gallery in the Dolmabahçe Palace

October 2

We made a trip to Bursa, the first capital of Ottoman Empire. At first, we visited Cumalikizik village with a history of about 700 years. This village has received a lot of attention in the recent decade and many buildings are undergoing restoration work. We strolled down a maze of old streets and had a human-scale experience of it. Then we went to the center of Bursa and visited such caravansaries as Pirinc Han and Koza Han, Kapali Carsi (Covered Market), Ulu Camii (Grand Mosque), a contemporary of Eski Mosque in Edirne, Yesil Turbe (Green Tomb) of Mehmed I, and Yesil Camii (Green Mosque). A Turkish student from Bursa who experienced ICSEA in Japan guided us.


October 3

We traveled Istanbul again. At first, we visited the Mihrimah Sultan Mosque and the Valens Aqueduct built in the 4th century. Then we went to Eyup situated in the head of Golden Horn Bay and visited the Eyup Sultan Mosque the holiest Islamic site after Mecca and Medina. Then we went on to Pierre Loti, which was named after a French novelist, and to Rahmi M. Koc Museum, which was once a dockyard.

Then we went to Eminonu, and visited the Yeni Camii (New Mosque), the Egyptian Bazaar for the upkeep of the mosque, and the Rustem Pasha Mosque designed by Sinan. Then we walked across the Galata Bridge and watched a panoramic night view of Istanbul from Galata Tower.



Cumalikizik



Interior view of Ulu Camii



View from cafe at Pierre Loti



Interior view of Rustem Pasa Mosque

October 4

We went to Iznik by bus, and had a practice in Iznik Foundation. Iznik tiles have adorned Topkapi Palace and many mosques and reached full bloom in the 16th century. However, the history and craft of the tiles discontinued. Iznik Foundation was established in 1993 for a rebirth of Iznik tiles. At first, we learned a process of making Iznik tiles and ceramics which use quartz observing kilns and the atelier. Then, we decorated a 12-cm angle tile. We traced a pattern first in charcoal, then with a brush in black color. Then we decorated the tile in colors including blue, red and green. We completed the tiles with professional advices. We stayed at the guesthouse of Iznik Foundation.

October 5

We visited a wooden dwelling in a small town called Soloz, located on the southern coast of Lake Iznik, on the way to Istanbul from Iznik. This building is said to have been build at least over 150 years ago and was constructed in combination of wooden framework and masonry of fieldstones (bottom part) and bricks (upper part). It is a typical composition of Turkish traditional dwelling, and yet such a large building with four stories, is so rare that it attracts the attention of the people interested in architecture. This building was originally used as a cocoonery and as the hospital of Greek army during World War I. So, this building could survive destruction by Greek army. The owner of this building returned to live in after World War I. We could look on the interior. The stair and the floor was warped and seemed to tumble down at any time. But the owner said it did not see any problems when the big earthquake occurred in 1999. We studied the construction of this historic building through sketching and making a survey.




The atelier of the Iznik foundation



Student experiencing Iznik tile painting



Traditional wooden house in Soloz



Exterior wall in combination of wooden framework and rubble masonry

October 6

We had some in-service training of the restoration of historic building at the atelier of KUDEB. KUDEB has worked on conservation and restoration of various architectures such as wooden dwellings, mosques, bridges, and castle walls under the policy to retain original design and materials. KUDEB contributes, in many aspects, to the restoration and conservation of historic buildings in Istanbul. We were briefed on KUDEB at first and practiced restoration of the wooden fittings at the atelier. We peeled the paints off the door with a hair dryer, filled in the wormholes on the 200-year-old door, and used the Turkish traditional plane. Then we visited the ongoing restoration site by KUDEB and had an explanation by the architect in charge. This building was built in the 19th century and will be used as a library when restored.

October 7

After the practical training at the atelier of KUDEB, we visited the traditional wooden dwellings in Suleymaniye and Zeyrek. We visited mostly the dwellings that have not been restored and are still used. We took a break at a restaurant, which was the resident priests' quarters of Zeyrek Mosque build in the 12th century and repaired in 1998, and sketched thereupon. After lunch, we returned to BU and prepared for the exhibition scheduled for the next day. Then we attended the lecture about the process of the westernization of Ottoman Empire by Dr. Miyuki Aoki Girardelli, a part-time lecturer at BU. She provided us with various subjects, such as the etymology of “architecture” and “art” in Turkish and the intercultural actions between Ottoman Empire and Europe on and after the 18th century.



Students experiencing wood planing



Site visit to an ongoing restoration by KUDEB



Traditional wooden house in Zeyrek



Lecture about the process of the westernization of Ottoman Empire by Dr. Miyuki Aoki Girardelli

October 8,9

We prepared for the exhibition of students' sketches scheduled for the afternoon replacing the conventional exhibits at the Research Center of Japanese Culture Studies. Then we had lunch with Dr. E. Ozen Eyuce, an assistant to president. Our representative extended a gratitude to BU in English. The exhibition of sketches, which we made wherever we visited, was held in the afternoon. Many staffs of the university appreciated the sketches. Our representative delivered, in English, our impressions of Turkey and that of the practices we had done. Eight Turkish students who participated in ICSA in Japan joined the exhibition. Everyone enjoyed the time and shared a bittersweet of farewell. Soon after the exhibition, we left for home.



Exhibition of sketches made by Japanese students



With Turkish Students

Participants

Professors: Kazuhiko Yanagisawa, Junko Morimoto

Students: Mayako Ishida, Kie Inoue, Natsuki Ohmichi, Chisato Okuda, Yuka Norikoshi, Ayami Hashimoto, Ayano Fujii, Yuna Hongo, Hazuki Murao, Minami Yamakawa, Aya Yamaguchi

Schedule

September 23	Departure from Kansai International Airport for Istanbul
September 24	Arrival at Ataturk International Airport, Istanbul Visit to Bahcesehir University and Research Center of Japanese Culture Studies
September 25	Istanbul tour
September 26	Edirne tour
September 27	Practical training on conservation and restoration at Ateliers of Yildiz Palace in Istanbul
September 28	Same as above
September 29	Visit of preservation restoration site in Dolmabahce Palace in Istanbul
September 30	Practical training at Glass Furnace in Istanbul
October 1	Same as above
October 2	Bursa tour
October 3	Istanbul tour
October 4	Practical training at Iznik Foundation Tiles in Iznik
October 5	Visit to a traditional wooden house in Soloz
October 6	Practical training on conservation and restoration at Conservation and Implementation Working Group (KUDEB) in Istanbul
October 7	Visit to traditional wooden houses in Zeyrek and Suleymaniye Lecture about the process of the westernization of Ottoman Empire
October 8	The exhibition of sketches made by Japanese students at Bahcesehir University Departure from Ataturk International Airport for Japan
October 9	Arrival at Kansai International Airport